


BERT | FRANK



COLT

# COLT FLUSH WALL LIGHT

Crafted from heavyweight, machined brass. Sleek slotted grill with opal diffuser casts a warm wash of light onto wall and into room. Angled arm with contrasting bronze inserts.



## PRODUCT CODE

CLT0024 - Colt Flush Wall Light

## MATERIALS

Brass

## FINISHES

Brushed Brass lacquered as standard  
Custom finishes available

## DIMMING

Mains dimmable / TRIAC as standard  
DALI / 1-10v available - requires external driver

## LIGHT SOURCE

1x LED Module - 15.5W 24V 2700K

## DRIVER

**230V** - 1 x 20W LED Integrated driver

**110V** - 1 x 30W LED External driver

## WEIGHT

4.2kg net, 5.5kg gross

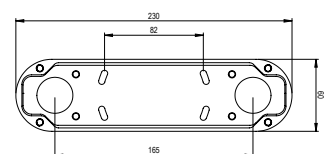
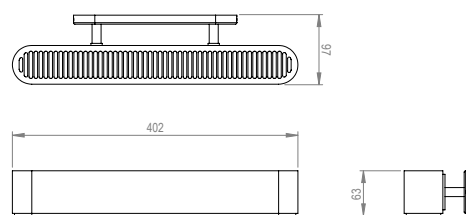
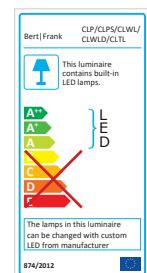
## WALL PLATE

Brushed Brass Wallplate - 230 H x 60 W

Brushed Brass 4in J-box plate available

## DESIGN NOTES

The Bert Frank aesthetic is one of subtle quirks and twists. Asymmetry is one of those. Colt is a really pure, linear design but we didn't want a symmetrical wall light, so we angled the arm, and made it available in left- or right-hand versions.



WALL PLATE