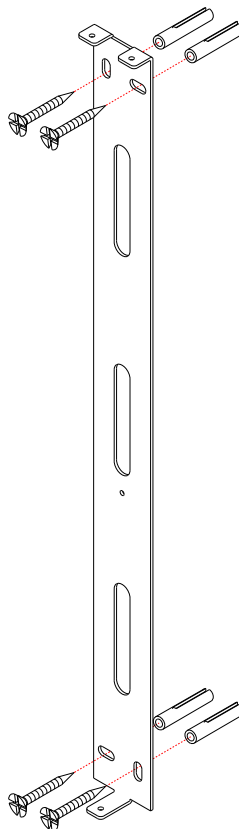
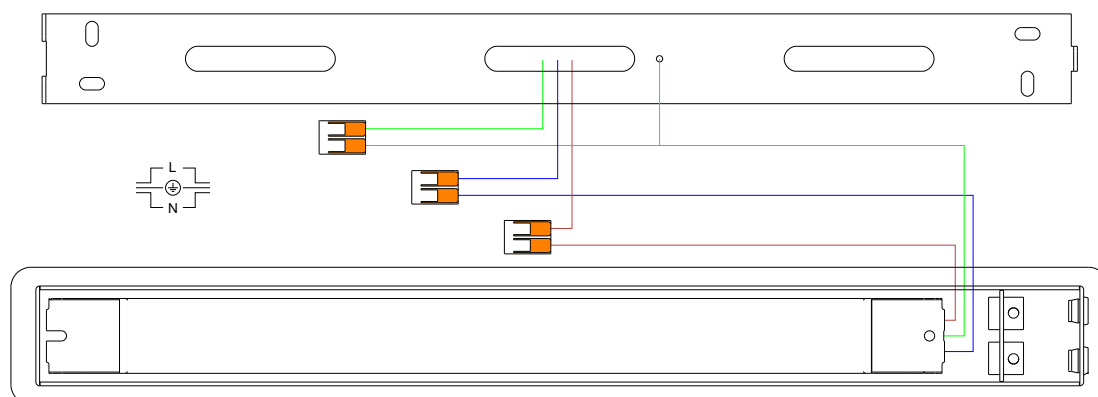


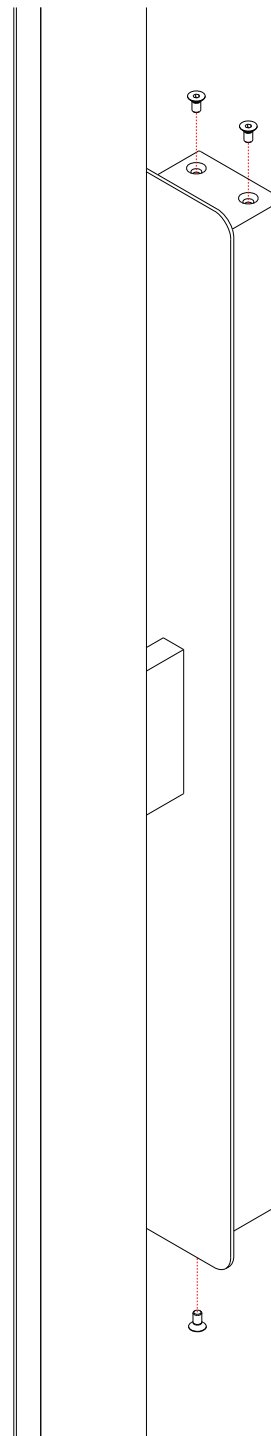
- ① Fissare la staffa a parete. (utilizzare tasselli appropriati in base al tipo di muro)
Fix the bracket on the wall. (use appropriate anchors depending on the type of wall)



- ② Eseguire il cablaggio come illustrato nello schema.
Nel caso si volesse comporre un sistema modulare fare riferimento al collegamento a pag.5.
*Carry out the wirings as shown in the diagram.
If you want to compose a modular system, refer to the connection on page 5.*

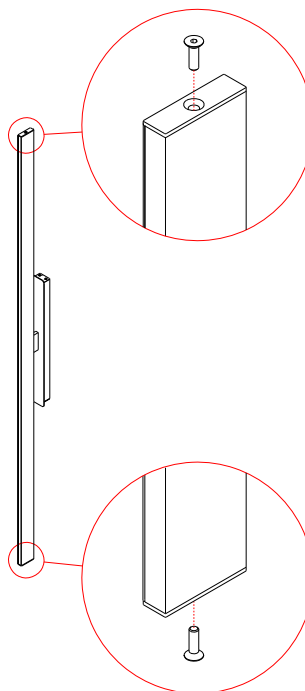


- ③ Fissare la lampada alla staffa utilizzando le viti fornite.
Secure the lamp to the bracket using the screws provided.



MONTAGGIO VELA* VELA INSTALLING*

- ④ Rimuovere le viti illustrate nello schema affianco.
Remove the screws shown in the diagram alongside.



- ⑤ Applicare il componente VELA sulla lampada fissandolo seguendo lo schema affianco. Maneggiare il componente VELA delicatamente.
*Place the VELA component on the lamp fixing it following the diagram alongside.
Handle the VELA component gently.*

